

CROSS CONNECTION CONTROL PROGRAM

YOUR GUIDE TO SAFE DRINKING WATER

When you turn on your faucet, you expect the water to be safe. Cedarburg Light & Water has a long tradition of providing safe drinking water to the community. Our plan is to keep that tradition going! The Cross Connection Control Program is designed to ensure the safety of Cedarburg's water.

The public water supply can become contaminated if connections to your plumbing system are not properly protected. This is referred to as a cross connection.

State plumbing codes require "approved back-flow prevention devices, assemblies or methods" to be installed at every point of water connection and use to avoid the risk of cross connection.

The following information will help you identify potential cross connections within your home and your responsibility to correct any cross connection situations. We appreciate the help of our customers to maintain the quality and safety of our water supply.

WHAT IS CROSS CONNECTION?

Cross connection is an actual or potential connection between the safe drinking water supply and a source of contamination.

Water normally flows in one direction to your faucet. However, under certain conditions, water can actually flow backwards. This is called "backflow." Certain plumbing fixtures, left unprotected, may allow hazardous substances to enter and contaminate your own drinking water or even the public water supply. This is why plumbing codes require backflow prevention devices on plumbing fixtures.

Two common conditions where backflow occurs are:

- **Back Siphonage** may occur due to a loss of pressure in the municipal water supply such as from a water main break and/or fire hydrants being used to fight a fire.
- **Back Pressure** may occur when an internal source creates a greater pressure than that of the incoming water supply.

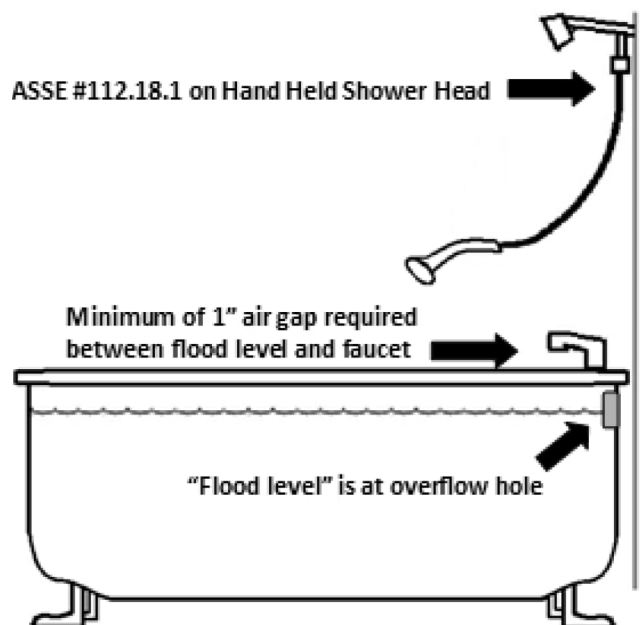
DIY HOME INSPECTIONS

To ensure safe drinking water, we ask that you inspect your plumbing fixtures, such as those in your kitchen and bathrooms, and take corrective action when a potential cross connection condition exists. The following information will help guide you through your inspections.

IN THE BATHROOM

The tub faucet and a freely hanging hand-held shower head must be at least 1 inch above the top of the tub's flood level to be compliant with today's plumbing code.

If a hand held shower head does not meet this criteria (the hose is too long), then it must have a backflow prevention device. Check the shower head and if it's stamped with ASME code 112.18.1, then it complies with ASSE plumbing code #1014 regarding backflow prevention.

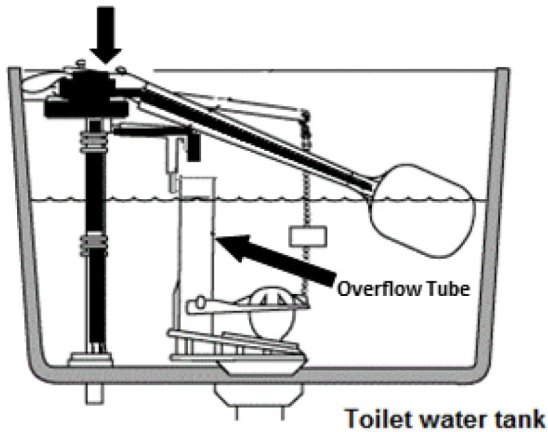


IN THE BATHROOM

There are many unapproved toilet tank fill valve products sold at common retailers which do not meet the state plumbing code requirements for backflow prevention. Please follow these steps for each toilet to ensure compliance with state plumbing code.

- Verify water level is one inch below the top of the overflow tube and no higher than the critical level (CL) marking on the overflow tube (see diagram below).
- Look for the ASSE #1002 symbol on the ball cock assembly (see diagram below).
- Replace any non-compliant ball cock assemblies with one that is ASSE #1002 compliant. These are available at hardware stores for about \$10 - \$20.

ASSE #1002 Approved Ball Cock Assembly

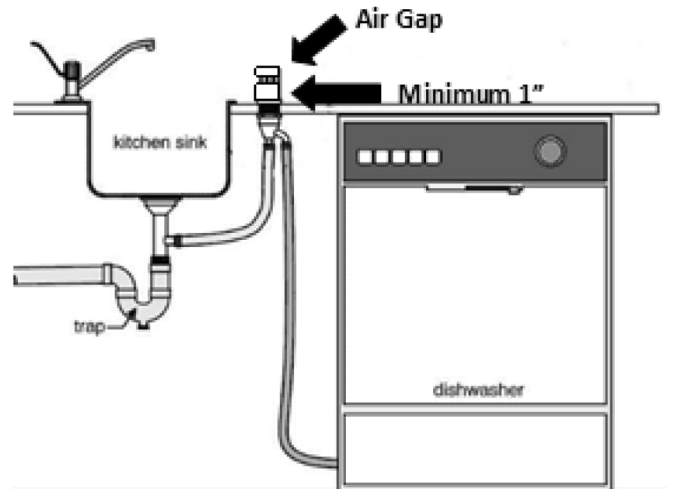


The key to your safety is to prevent contamination from entering our water distribution system!

IN THE KITCHEN

Follow these steps to avoid potential cross connections in the kitchen.

- Make sure your faucet and sprayer nozzle remain above the sink's rim.
- Verify that there is an air gap device (see diagram below) installed on your dishwasher's drain.



ADDITIONAL RESOURCES

Questions about cross connections?

Contact Tim Martin, Water Utility Superintendent at Cedarburg Light & Water Utility -

- Phone: 262-375-7650
- Email: tmartin@cedarburglightandwater.org

More information on cross connections can be found on the internet -

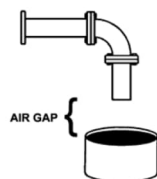
- Environmental Protection Agency at www.epa.gov
- Department of Natural Resources at www.dnr.wi.gov
- Cross connection details at www.findanyanswer.com/why-is-cross-connection-dangerous

TIPS TO KEEP DRINKING WATER SAFE

- ✓ Keep ends of hoses clear of all possible contaminants.
- ✓ Verify there's a hose bibb vacuum breaker on all threaded faucets around your home (laundry tub and outdoor spigots).



- ✓ Make sure water treatment devices such as water softeners have the proper air gap, a minimum of one inch above the floor drain or sink rim, depending where the unit drains.



- ✗ Don't use spray attachments without an approved backflow prevention device.
- ✗ Don't connect drain pipes from water softeners or other treatment systems directly to the sewer drain.
- ✗ Don't submerge hoses in buckets, pools, tubs, sinks, ponds or automobile radiators.